

Biotinylated Human TIGIT Protein

Cat. No. TIG-HM410B

Description

Source	Recombinant Biotinylated Human TIGIT Protein is expressed from HEK293 with His tag and Avi tag at the C-Terminus. It contains Met22-Pro141.
Accession	Q495A1
Molecular Weight	The protein has a predicted MW of 16.1 kDa. Due to glycosylation, the protein migrates to 20-25 kDa based on Bis-Tris PAGE result.
Endotoxin	Less than 1EU per µg by the LAL method.
Purity	> 95% as determined by Bis-Tris PAGE > 95% as determined by HPLC

Formulation and Storage

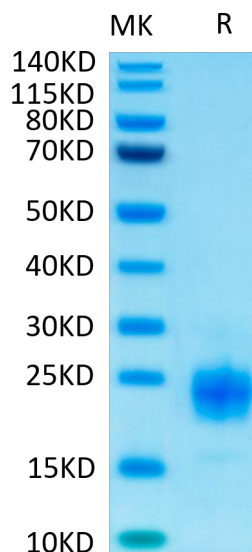
Formulation	Lyophilized from 0.22µm filtered solution in PBS (pH 7.4). Normally 8% trehalose is added as protectant before lyophilization.
Reconstitution	Centrifuge the tube before opening. Reconstituting to a concentration more than 100 µg/ml is recommended. Dissolve the lyophilized protein in distilled water.
Storage	-20 to -80°C for 12 months as supplied from date of receipt. -80°C for 3 months after reconstitution. Recommend to aliquot the protein into smaller quantities for optimal storage. Please minimize freeze-thaw cycles.

Background

TIGIT, also called Vstm3, Vsig9, and WUCAM, is a transmembrane protein in the CD28 family of the Ig superfamily proteins. TIGIT is expressed at low levels on peripheral memory and regulatory CD4 T-cells and NK cells and is up-regulated following activation of these cells.

Assay Data

Bis-Tris PAGE



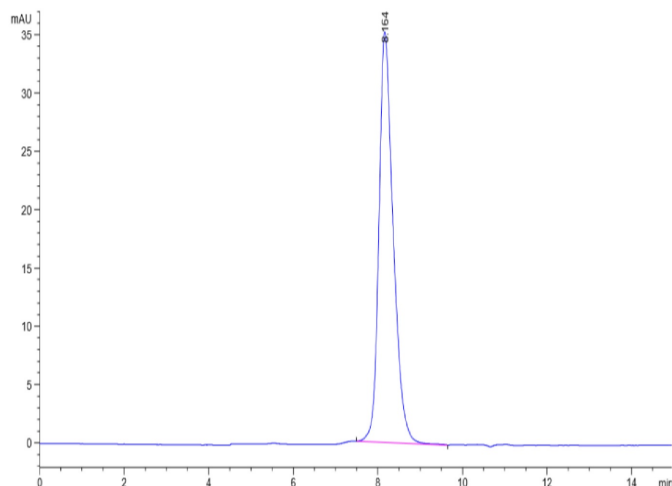
Biotinylated Human TIGIT on Bis-Tris PAGE under reduced condition. The purity is greater than 95%.

SEC-HPLC

Biotinylated Human TIGIT Protein

Cat. No. TIG-HM410B

Assay Data

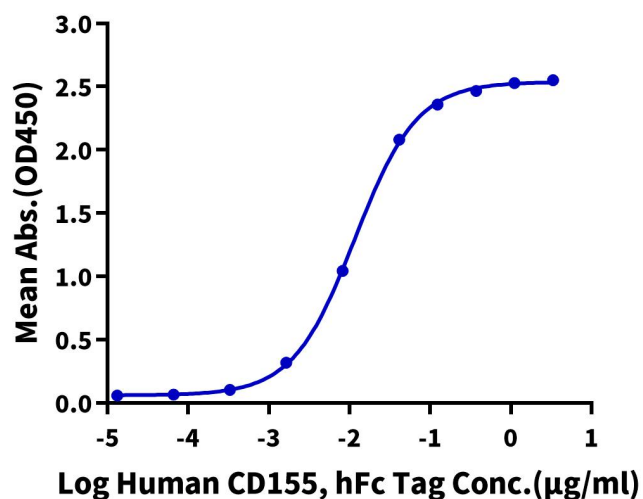


The purity of Biotinylated Human TIGIT is greater than 95% as determined by SEC-HPLC.

ELISA Data

Biotinylated Human TIGIT, His-Avi Tag ELISA

0.05 μ g Biotinylated Human TIGIT, His-Avi Tag Per Well



Immobilized Biotinylated Human TIGIT, His-Avi Tag at 0.5 μ g/ml (100 μ l/well) on the streptavidin precoated plate (5 μ g/ml). Dose response curve for Human CD155, hFc Tag with the EC50 of 11.7ng/ml determined by ELISA.